


Features

- Meets or exceeds major international building code and Department of Transportation requirements, including Caltrans' Ultimate Splice requirement, IBC®, UBC® and ACI® 318 Type 2, DIN 1045, BS8110, BNFL, and BS5400
- Uses standard rebar; requires no bar-end preparation such as sawing or swaging — ideal for in-situ splices
- Is smaller than other bolted splices currently available
- Performs like a continuous piece of rebar
- Works in repair, bent bar, retrofit, precast closure pour and new construction applications
- Meets slip criteria of less than 0.10 mm (0.0039 in)
- Provides superior fatigue performance
- Works with a variety of standard US and international rebar grades
- Installs quickly and easily using simple hand tools — does not require special skilled labor
- Allows for simple visual inspection
- Works as one-step transition on ASTM (in-lb) and metric rebar

Patent no.
7,107,735 / 7,093,402.
Additional patents in
other countries.



LENTON® LOCK, a new in-situ rebar splice from ERICO®, requires no bar-end preparation. It is ideal for new construction, repair or retrofit applications. The LENTON LOCK coupler features patented gripping technology that provides for the development of full rebar strength and improved overall structural integrity in tension, compression, stress-reversal and dynamic applications. This innovative mechanical rebar splice is designed for use in column splicing, bridge applications, piling, splicing to protruding dowels cast in concrete, closure pours, beams, chimney construction and other demanding splicing applications.

LENTON LOCK couplers meet or exceed major international building codes and Department of Transportation (DOT) requirements, including Caltrans' Ultimate Splice requirement.

LENTON LOCK couplers allow for easy and simple field installation since no bar-end preparation, sawing or swaging is necessary. The couplers can be installed with just a standard wrench or an impact wrench depending on coupler size. The bolt heads will shear off when proper installation tightness has been reached, which allows for completely visual inspection.

LENTON LOCK works as a one-step transition on ASTM (in-lb) and metric rebar. For Canadian rebar sizes, contact ERICO for transition compatibility.

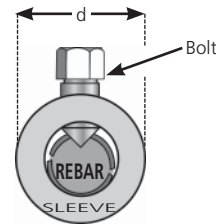
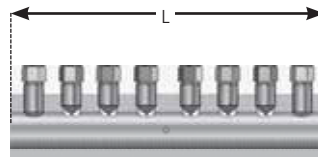
The completed connection performs similar to a continuous piece of rebar. In testing, the couplers demonstrated less than 0.0039 in (0.10 mm) of slip.



Simple 1-2-3 Installation:

- 1) Insert the LENTON® LOCK coupler over reinforcing bar 1.
- 2) Tighten bolts from the center to the end to secure onto the first reinforcing bar.
- 3) Repeat steps 1 & 2 with the second reinforcing bar on the other side of the coupler.

This cutaway shows LENTON LOCK's patented gripping technology on the inside of the coupler and patented round bolts on the outer edges of the coupler.



Side view of coupler

Product Specifications

| Rebar Designation | | | | Coupler Part Number | Length (L) | | Outside Diameter (d) | | Inside Diameter | | Weight | | Socket Size | | Average Torque All Bolts | | Number of Bolts |
|-------------------|---------|--------|-------------|---------------------|------------|-----|----------------------|--------|-----------------|----|--------|--------|-------------|----|--------------------------|-----|-----------------|
| Inch-Lb* | Metric* | Canada | Soft Metric | | in | mm | in (a) | mm (b) | in | mm | lb (a) | kg (b) | in | mm | ft-lb | N-m | |
| - | 10 | - | 10 | LL12B1 | 5.0 | 127 | 1.25 | 29 | 0.6 | 15 | 1.5 | 0.6 | 1/2 | 13 | 150 | 205 | 6 |
| #4 | 12 | 10 M | 13 | LL12B1 | 5.0 | 127 | 1.25 | 29 | 0.6 | 15 | 1.5 | 0.6 | 1/2 | 13 | 150 | 205 | 6 |
| - | 14 | - | - | LL16B1 | 6.3 | 159 | 1.38 | 35 | 0.7 | 19 | 2.0 | 0.9 | 1/2 | 13 | 150 | 205 | 6 |
| #5 | 16 | 15 M | 16 | LL16B1 | 6.3 | 159 | 1.38 | 35 | 0.7 | 19 | 2.0 | 0.9 | 1/2 | 13 | 150 | 205 | 6 |
| - | 18 | - | - | LL20B1 | 7.5 | 191 | 1.75 | 44 | 0.9 | 24 | 3.8 | 1.7 | 1/2 | 13 | 150 | 205 | 8 |
| #6 | 20 | 20 M | 19 | LL20B1 | 7.5 | 191 | 1.75 | 44 | 0.9 | 24 | 3.8 | 1.7 | 1/2 | 13 | 150 | 205 | 8 |
| #7 | 22 | - | 22 | LL22B1 | 8.7 | 222 | 1.88 | 48 | 1.1 | 28 | 4.9 | 2.3 | 5/8 | 16 | 250 | 340 | 8 |
| #8 | 25 | 25 M | 25 | LL25B1 | 10.0 | 254 | 2.13 | 54 | 1.2 | 30 | 7.4 | 3.4 | 5/8 | 16 | 350 | 475 | 8 |
| #9 | 28 | 30 M | 29 | LL28B1 | 11.3 | 287 | 2.38 | 60 | 1.3 | 34 | 10.2 | 4.6 | 5/8 | 16 | 350 | 475 | 10 |
| - | 30 | - | - | LL28B1 | 11.3 | 287 | 2.38 | 60 | 1.3 | 34 | 10.2 | 4.6 | 5/8 | 16 | 350 | 475 | 10 |
| #10 | 32 | - | 32 | LL32B1 | 12.7 | 323 | 2.50 | 65 | 1.5 | 38 | 12.2 | 5.9 | 13/16 | 21 | 500 | 680 | 8 |
| - | 34 | - | - | LL36B1 | 14.1 | 358 | 2.75 | 72 | 1.7 | 43 | 15.8 | 7.9 | 13/16 | 21 | 550 | 750 | 10 |
| #11 | 36 | 35 M | 36 | LL36B1 | 14.1 | 358 | 2.75 | 72 | 1.7 | 43 | 15.8 | 7.9 | 13/16 | 21 | 550 | 750 | 10 |
| - | 38 | - | - | LL40B1 | 15.7 | 400 | 3.25 | 80 | 1.9 | 47 | 26.1 | 10.9 | 13/16 | 21 | 580 | 790 | 12 |
| - | 40 | - | - | LL40B1 | 15.7 | 400 | 3.25 | 80 | 1.9 | 47 | 26.1 | 10.9 | 13/16 | 21 | 580 | 790 | 12 |

(a) Product produced from standard imperial material diameters (inch). (b) Product produced from standard metric material (mm).

NOTES

- * Works as one-step transition.
- Dimensions shown in chart are typical. Bolt length may vary after the bolt heads are sheared off.
- When using air impact wrench check the air pressure, torque rating and air flow requirements before starting installations.
- Refer to installation instructions for information on DIN slip or Caltrans Ultimate Splice requirements.
- Refer to complete installation instructions provided with the product or available at www.erico.com before commencing installation.

WARNING

ERICO products shall be installed and used only as indicated in ERICO's product instruction sheets and training materials. Instruction sheets are available at www.erico.com and from your ERICO customer service representative. Improper installation, misuse, misapplication or other failure to completely follow ERICO's instructions and warnings may cause product malfunction, property damage, serious bodily injury and death.

ACI is a registered trademark of the American Concrete Institute. IBC is a registered trademark of the International Code Council. UBC is a registered trademark of the International Conference of Building Officials.

Copyright ©2009, 2010 ERICO International Corporation. All rights reserved.
CADDY, CADWELD, CRITEC, ERICO, ERIFLEX, ERITECH, and LENTON are registered trademarks of ERICO International Corporation.